


Digital Cookie[®]

Cookie Entrepreneur Pins/Badges

Step 1: Log in to Digital Cookie and Click on the Badges Link

While you are logged in to Digital Cookie, click the link for “Badges” to be taken to the Cookie Entrepreneur Family Pins and Cookie Business badges that your Girl Scout can view and complete.




Step 2: Viewing Badges Page


You’ll be taken to a page that displays the Cookie Entrepreneur Family Pins and the Cookie Business badges appropriate to your Girl Scout’s level.

For the badges, Girl Scouts can read an overview of the steps. For full details, Girl Scouts should check with their troop volunteer or purchase the online requirements using the shop link or from your local council store.

For the Cookie Entrepreneur Family Pins, Girl Scouts can click on the instructions for each step:



Year 1


Girls work with their family to earn the Cookie Entrepreneur Family pin to strengthen skills and partner with her family. Adults look for the  throughout for special ways you can help!

Purpose: By completing these steps and earning the pin, girls will learn the key skills to cookie success with support from their family.

Steps to complete "Entrepreneur Pin"


As you complete the steps in any order to earn this award, mark the box to show your progress.

- STEP 1** Go for the goal
- STEP 2** Find more customers
- STEP 3** Be a money master
- STEP 4** Make your pitch
- STEP 5** Think like a Girl Scout



Year 2

NEW! Girls who completed the Year 1 pin last year can earn the Year 2 pin for their age level. If your family didn't get a chance to earn the pin last year, you can still earn the Year 1 pin this year.

Girls will work with their families to earn the Cookie Entrepreneur Family pin to strengthen skills as they complete the requirements in Year 1 and Year 2. Adults, look for the  throughout for special ways you can help!

Purpose: By completing these steps and earning the pin, girls will learn the key skills to cookie success with support from their family.

Steps to complete "Entrepreneur Pin"

As you complete the steps in any order to earn this award, mark the box to show your progress.

- STEP 1** Go for the goal
- STEP 2** Find more customers
- STEP 3** Be a money master
- STEP 4** Make your pitch
- STEP 5** Think like a Girl Scout

Check the box when the activity is finished.

Click on a step to view instructions.


Digital Cookie®

Step 3: View Instructions and Complete the Pin

The instructions for each step of the pin will pop up. Click on the link to complete any activities.

Click "Back" to return to badges page and mark step as complete

< Back



Brownie Entrepreneur Pin - Step 1

Go for the goal

Talk with your family to figure out a realistic goal of how many cookies you think you can sell, then set a second "stretch" goal that's a little higher. You might not meet the stretch goal, and that's OK, but you won't know unless you try! Once you decide on your goals, enter one of them into your [Digital Cookie site setup](#).

You can track your sales during the season on your [Digital Cookie dashboard](#). As you continue to sell cookies, don't forget to update your offline sales number on the dashboard so you can track your amazing progress.

Adults: Celebrate where she is


Having a goal to aim for will keep your girl motivated and teach her to embrace challenges, but it's important to celebrate her efforts along the way, too, not just the outcome!

Be sure and check the box to show that you've completed this step.

Link to activities

Once completed click the box next to each step; when the box for the last step is checked, a pop-up will appear asking to confirm the last step was completed.

Girl Scouts should let their leaders know when they complete the badge or pin.



My Cookie Customers

Part of your cookie business is meeting customers. Find out how to get new customers and keep them coming back!

Purpose: When I've earned this badge, I will know how to find new customers and talk to them about my cookie business.

Steps to complete "My Cookie Customers"

As you complete the steps in any order to earn this award, mark the box to show your progress.

STEP 1 Learn about Girl Scout Cookies®

STEP 2 Decide how to use your cookie money

STEP 3 Find customers


STEP 4 Handle money and make change

STEP 5 Connect with customers

Get full badge requirements

Congratulations!

Great job! You've earned your My Cookie Customers Badge! Get the badge [here!](#)



Cookie Decision Maker

Being a decision maker is one of the ways you learn to think like an entrepreneur! To make a decision, you find out what your options are, learn about them, and work with your team to choose what to do. Then you make it happen!

Purpose: When I've earned this badge, I will know how to make decisions that help my cookie business succeed.

Steps to complete "Cookie Decision Maker"

As you complete the steps in any order to earn this award, mark the box to show your progress.

STEP 1 Get to know your Girl Scout Cookie® business

STEP 2 Decide on your giving goal

STEP 3 Build your team

STEP 4 Practice handling money and tracking sales

STEP 5 Show your cookie spirit!

Get full badge requirements

Activity Completed-✓

Girl Scouts can mark the steps as completed even if they finished the badge at another time, like with their troop.

They can also repeat the steps as many times as they like—these are all great tools for entrepreneurs to learn.

Step 4: Congratulations the Badge/Pin is Complete

When all the steps are complete a star will appear at the end of the progress bar and Girl Scouts will get a message of congratulations! Girl Scouts will also see the completed badge or pin in color on their home page.